



ASPIRE Obstetric Anesthesia Subcommittee Meeting February 7, 2024



Agenda



Announcements



November 2023 Meeting Recap



SOAP Centers of Excellence: Dr. Brendan Carvalho



Measure Review: GA-01 & GA-02



Azithromycin Measure Proposal



BP-04 Measure Revision Proposal



BMI Data



Announcements

- Congratulations to our new Chair Dr. Brandon Togioka!
- Thank you to Dr. Servin for her service to the OB Subcommittee
- Future OB Subcommittee Meeting Dates:
 - May 22, 2024 @1pm EST
 - Oct 2, 2024 @1pm EST
- PCRC meeting February 12th. Jeremy Juang, MD (UCSF) will be presenting PCRC 249 (Racial disparities in cesarean delivery anesthesia type by race and social determinants of health). If you are interested in attending, please email [Nicole](#)



Welcome New Members!

- Hannah Burcham – University of Texas Southwestern
- Katie O’Conor - Johns Hopkins
- Mellany Stanislaus - Johns Hopkins
- Jack Peace - Temple University
- Jeremy Juang – University of California, San Francisco
- Arthur Calimaran – Cleveland Clinic
- Muhammad Athar – UAMS
- Alexandra Taylor –Trinity Health

MPOG Obstetric Anesthesia Subcommittee is open to all individuals interested in improving obstetric care. Please reach out to [Nicole](#) if interested in joining.



November Meeting Recap

- Thank you to Dr. Dan Biggs for leading the measure review of BP-04-OB: Hypotension during Cesarean Delivery. Subcommittee voted to continue this measure as is (no changes).
- New Azithromycin measure proposed:
 - Percentage of unscheduled cesarean deliveries in which azithromycin was administered within 60 minutes before incision and anesthesia end.
 - Subcommittee interested in chorioamnionitis data before moving forward – will share data with committee today
- Reviewed MPOG data to assess variation in administration of uterotonic agents and transfusions.
- Presented data to examine patients undergoing cesarean delivery stratified by Body Mass Index (BMI).

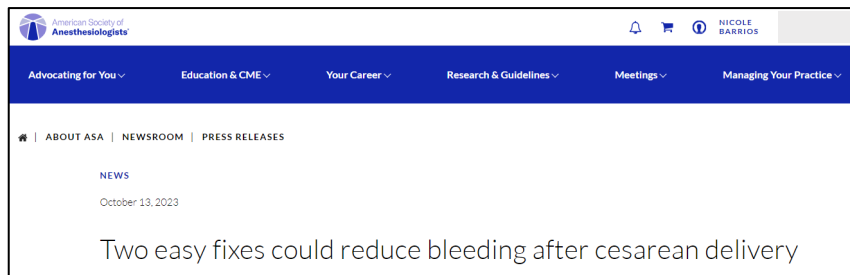


In the News: Winter 2024

Two easy fixes could reduce bleeding after cesarean delivery

1- Calcium Chloride Solution

- Double-blind, randomized, controlled trial included 120 women who required a cesarean delivery after labor with an oxytocin infusion.
- 60 women received 1 gram of calcium chloride infusion and the other 60 received a placebo.
- In placebo group 57% had PPH, 15% required a blood transfusion while those who received calcium chloride, 40% had PPH and 8.3% required a blood transfusion.





2- Early Warning System

- Alert built into EHR triggering uterine tone assessment at 2, 7 and 12 minutes after delivery
 - Rating scale: 0-10
 - Scores ≤ 6 : Uterus is not contracting well and the woman is at higher risk for PPH.
- Study assessed more than 1,000 consecutive cesarean deliveries by 70 different obstetricians over 8 months.
- At 12 minutes, 179 women (18%) had scores of 6 or lower, meaning they were at higher risk for severe bleeding.
- Of those with scores of 6 or lower, 77% experienced hemorrhage, 46% experienced major hemorrhage and 25% needed a blood transfusion.



Association between ionised calcium and severity of postpartum haemorrhage: a retrospective cohort study

Danny Epstein¹  , Neta Solomon^{2,3}, Alexander Korytny^{4,5}, Erez Marcusohn⁶, Yaacov Freund⁵, Ron Avrahami⁷, Ami Neuberger^{1,5,8}, Aeyal Raz^{5,9}, Asaf Miller¹⁰

- Retrospective Cohort Study of women diagnosed with PPH during vaginal delivery between January 2009 and April 2020.
- Primary outcome was severe PPH.
 - Hypocalcemia present in 52% severe PPH vs 11% less severe bleeding.
 - Hypocalcemia may identify those at risk for severe PPH.
- Calcium and fibrinogen are independently associated with severe PPH.

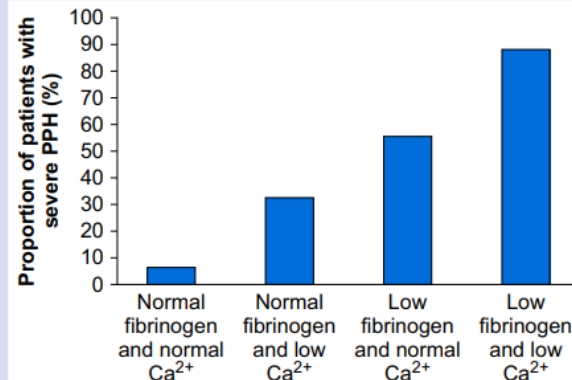


Fig 2. The relationships between fibrinogen, ionised calcium, and clinical outcome. Low fibrinogen was defined as fibrinogen $<200 \text{ mg dl}^{-1}$ and low Ca^{2+} was defined as $\text{Ca}^{2+} <1.16 \text{ mmol L}^{-1}$. Ca^{2+} , ionised calcium; PPH, postpartum haemorrhage.



SOAP Centers of Excellence for Anesthesia Care of Obstetric Patients

Brendan Carvalho MBBCh, FRCA, MDCH, FASA

*Professor, Chief Division of Obstetric Anesthesiology and Maternal Health
Vice Chair, Faculty Development
Stanford University School of Medicine
Past President, Society for Obstetric Anesthesia and Perinatology*



Lucile Packard
Children's Hospital
Stanford



@carvalb



bcarvalho@stanford.edu



SOCIETY FOR OBSTETRIC
ANESTHESIA AND PERINATOLOGY

CENTER of EXCELLENCE

- Recognize programs that demonstrate excellence
- Set a benchmark for optimal care
- Surrogate quality metric for institutions
- Promote sub-specialty of obstetric anesthesia

https://www.soap.org/centers-of-excellence_program
Anesth Analg. 2019;128(5):844-846

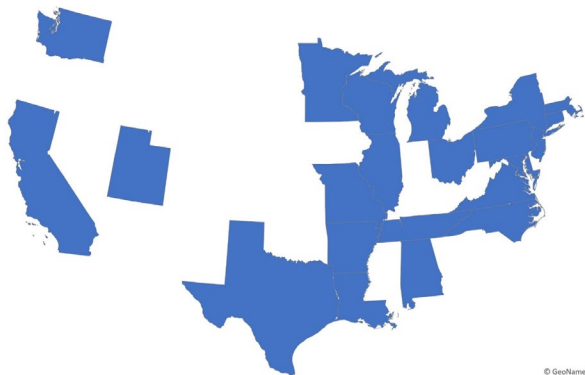
MISSION

To advance and advocate for the health of pregnant women and their babies through research, education, and best practices in obstetric anesthesia care




SOAP Centers of Excellence

For Anesthesia Care of Obstetric Patients Designation



90 institutions

- USA (78) and worldwide (12)
- Academic and private/community
- Deliveries/year: <1,000 to >15,000



SOCIETY FOR OBSTETRIC
ANESTHESIA AND PERINATOLOGY

**CENTER of
EXCELLENCE**

SOAP COE for Anesthesia Care of Obstetric Patients

Metrics

General Anesthesia for Cesarean Delivery

- < 5% overall
- *Ongoing quality assurance review*

Labor epidural block replacement rate

- Ideally 3-6%
- *Ongoing quality assurance review*

“Wet tap” rate

- < 2%
- *Ongoing quality assurance review*



SOCIETY FOR OBSTETRIC
ANESTHESIA AND PERINATOLOGY

**CENTER of
EXCELLENCE**

https://www.soap.org/centers-of-excellence_program
Anesth Analg. 2019;128(5):844-846

Statement on Quality Metrics

Developed By: Committee on Obstetric Anesthesia

Original Approval: October 26, 2022

Outlines six areas for quality improvement based on relevant and quantifiable metrics to measure obstetric anesthesia care:

1. Mode of Anesthesia for Cesarean Delivery
2. Neuraxial-Induced Hypotension during Cesarean Delivery
3. Post Cesarean Opioid Consumption
4. Responsiveness to the Request for Labor Analgesia
5. Post Dural Puncture Headache Accountability
6. Labor Epidural Replacements

SOAP COE for Anesthesia Care of Obstetric Patients

Criteria

- **Domains:**
 - Personnel and Staffing
 - Equipment, Protocols, Policies
 - Recommendations and Guidelines Implementation
 - Cesarean Delivery Management
 - Labor Analgesia
 - Quality Assurance and Patient Follow-up
- **Requirements:**
 - All 'essential' criteria
 - Majority of other criteria



SOCIETY FOR OBSTETRIC
ANESTHESIA AND PERINATOLOGY

**CENTER of
EXCELLENCE**

https://www.soap.org/centers-of-excellence_program
Anesth Analg. 2019;128(5):844-846

COE for Anesthesia Care of Obstetric Patients

Personnel and Staffing

- Leadership: Physician, obstetric anesthesia fellowship or equivalent
- Core staffing with obstetric anesthesia training
- Ongoing staffing education
- Adequate supervision
- In-house (24/7), dedicated coverage
- Ability to mobilize backup



COE for Anesthesia Care of Obstetric Patients

Equipment, Protocols and Policies

- Hemorrhage protocols, airway management, emergencies (LAST, MH)
- Emergency response, simulation program, cognitive aids
- Daily multidisciplinary rounds, triage
- Institutional resources
- Ultrasound/TTE/POC testing
- Community and interprofessional education
- Promote diversity, equity and inclusion
- ASA Guidelines, SOAP Consensus Statements, National Partnership Maternal Safety Bundles

COE for Anesthesia Care of Obstetric Patients

Cesarean Delivery Management

- ERAC protocol
- Multimodal analgesia protocols, minimize opioid usage
- Pencil-point ≤ 25 -gauge needle
- Temperature management, Antibiotic prophylaxis
- Spinal hypotension
- Nausea and vomiting prophylaxis and treatment
- Intraoperative pain management
- Postpartum monitoring

https://www.soap.org/centers-of-excellence_program



SOCIETY FOR OBSTETRIC
ANESTHESIA AND PERINATOLOGY
**CENTER of
EXCELLENCE**

COE for Anesthesia Care of Obstetric Patients

Labor Analgesia

- Low concentration local anesthetic solutions with neuraxial opioids
- Standardized, pharmacy prepared
- Combined-spinal epidural (CSE)
- PCEA and ideally PIEB
- Flexible epidural catheters
- Regular assessment of labor epidurals
- Track epidural replacements
- Non-neuraxial analgesic options

https://www.soap.org/centers-of-excellence_program



SOCIETY FOR OBSTETRIC
ANESTHESIA AND PERINATOLOGY

**CENTER of
EXCELLENCE**

COE for Anesthesia Care of Obstetric Patients

Quality Assurance and Patient Follow-up

- Anesthesiologist serves as multidisciplinary clinical policy and committees
- Structured follow-up all patients who received analgesia/anesthesia
- Evaluate complications
- Evaluate and treat post-dural puncture headache
- Collect patient feedback
- Root cause analysis or equivalent
- Educate nurses, obstetricians and allied professionals

https://www.soap.org/centers-of-excellence_program



SOCIETY FOR OBSTETRIC
ANESTHESIA AND PERINATOLOGY
**CENTER of
EXCELLENCE**

SOAP COE for Anesthesia Care of Obstetric Patients

Applications and Reviews

- **Annual Application Cycle:** Open July to August
- **Certificate:** Valid for 4 years
- **Cost** (Application \$500; Certification \$2000; Recertification \$1000)
- **Information:** SOAP website, talks/webinars, consultations

- **Rigorous review process**
- **Self-reporting with no hospital visits**

https://www.soap.org/centers-of-excellence_program



SOCIETY FOR OBSTETRIC
ANESTHESIA AND PERINATOLOGY

**CENTER of
EXCELLENCE**

SOAP COE for Anesthesia Care of Obstetric Patients



SOCIETY FOR OBSTETRIC
ANESTHESIA AND PERINATOLOGY

**CENTER of
EXCELLENCE**



https://www.soap.org/centers-of-excellence_program



Measure Review

[GA-01](#): General Anesthesia for Cesarean Delivery

[GA-02](#): General Anesthesia after Neuraxial for Cesarean Delivery

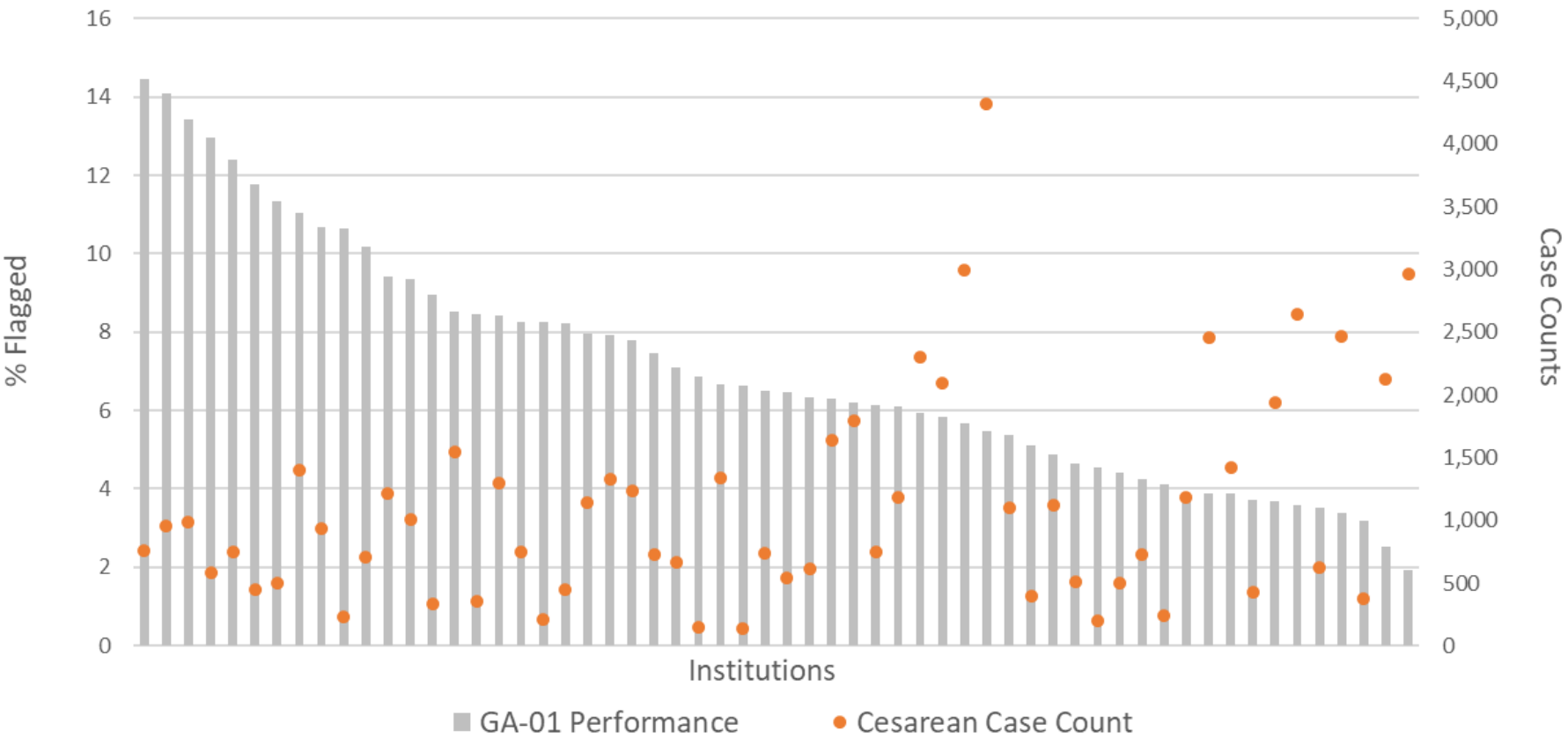
Thank you to our reviewers!

Sharon Abramovitz, MD - Weill Cornell Medical College

Melinda Mitchell, MD - Henry Ford, Jackson



GA-01 Performance Scores

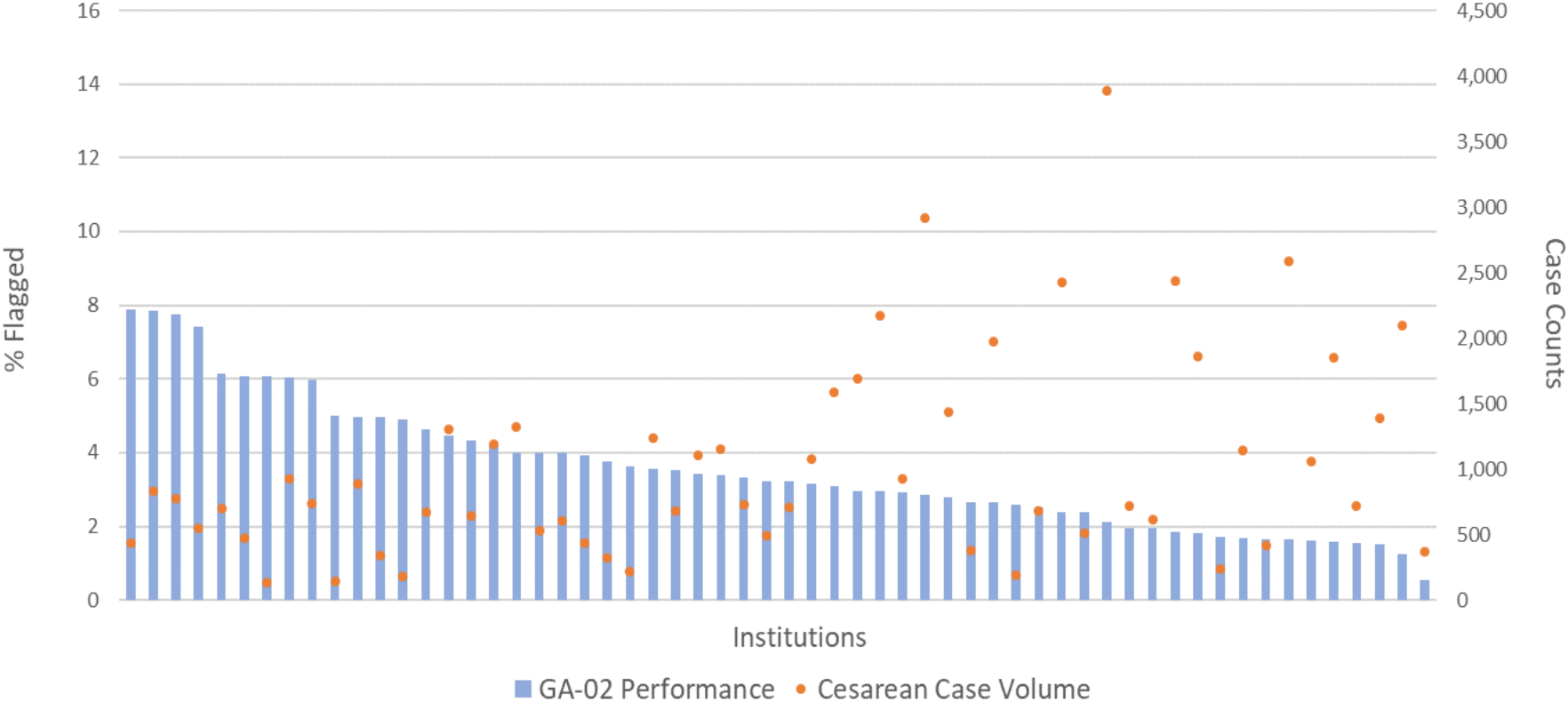


GA-01: General Anesthesia for Cesarean Delivery

- Measure was first published 2/16/2021. First revised 6/19/2021.
- **Appropriateness of rationale:** Tracking general anesthesia rates is an important benchmark.
- **Evaluation and definition of success:** Success defined as cesarean delivery without the use of general anesthesia. Case will be flagged if GA used as anesthetic method.
- **Other Feedback to consider:**
 - Should an outcome threshold be considered?
 - Would need risk adjustment.
- **Recommendation for GA-01:**
 - Continue as is



GA-02 Performance Scores



GA-02: General Anesthesia after Neuraxial for Cesarean Delivery

- Measure was first published 8/10/2021. First revised 7/23/2023.
- **Appropriateness of rationale:** Tracking rates of GA after neuraxial is an important benchmark.
- **Evaluation of success:** Success defined as cesarean delivery with neuraxial anesthesia completed without use of general anesthesia. Case will be flagged if patient receives GA after neuraxial anesthesia administered.
- **Recommendation for GA-02:**
 - Continue as is



GA-03-OB : General Anesthesia Administered after Epidural for Cesareans

- May 2023: GA-03-OB published
- July 2023: Revised to exclude placenta accreta cases
- New Consideration:
 - Currently examines the % patients with an epidural that also required general anesthesia
 - Proposed change: Limit to % of labor epidurals that converted to GA (exclude epidurals placed immediately before cesarean delivery for pain control only)
- Will present data at next meeting



GA-01-OB: General Anesthesia for Cesarean Delivery

GA-02-OB: General Anesthesia after Neuraxial for Cesarean Delivery

- 1 vote/ site
- Continue as is/ modify/ retire
- Need > 50% to retire measure
- Coordinating center will review all votes after meeting to ensure no duplication



Next Measure Review: TEMP-05

- Next measure review scheduled for the May 22nd meeting:
 - TEMP-05: Hypothermia in Cesarean Delivery
 - Reviewers: Christine Warrick and Wandana Joshi
- [Measure review template](#)



THANK YOU!

Brandon Togioka, MD

MPOG Obstetric Anesthesia Subcommittee Chair

togioka@ohsu.edu

Nicole Barrios MHA, BSN-RN

Obstetric Anesthesia Subcommittee Lead

nicbarri@med.umich.edu



BP-04 Request to add Provider Attribution

- BP-04: Percentage of cases with systolic blood pressure < 90 mmHg for ≤ 5 (cumulative) minutes.
- Currently this is a departmental only measure - not available for provider feedback emails.
 - Request from sites to be able to add to monthly provider emails.
- Provider Attribution Discussion
 - Provider signed in for at least 5 min of hypotension? Propose all roles for attribution?



Azithromycin Data

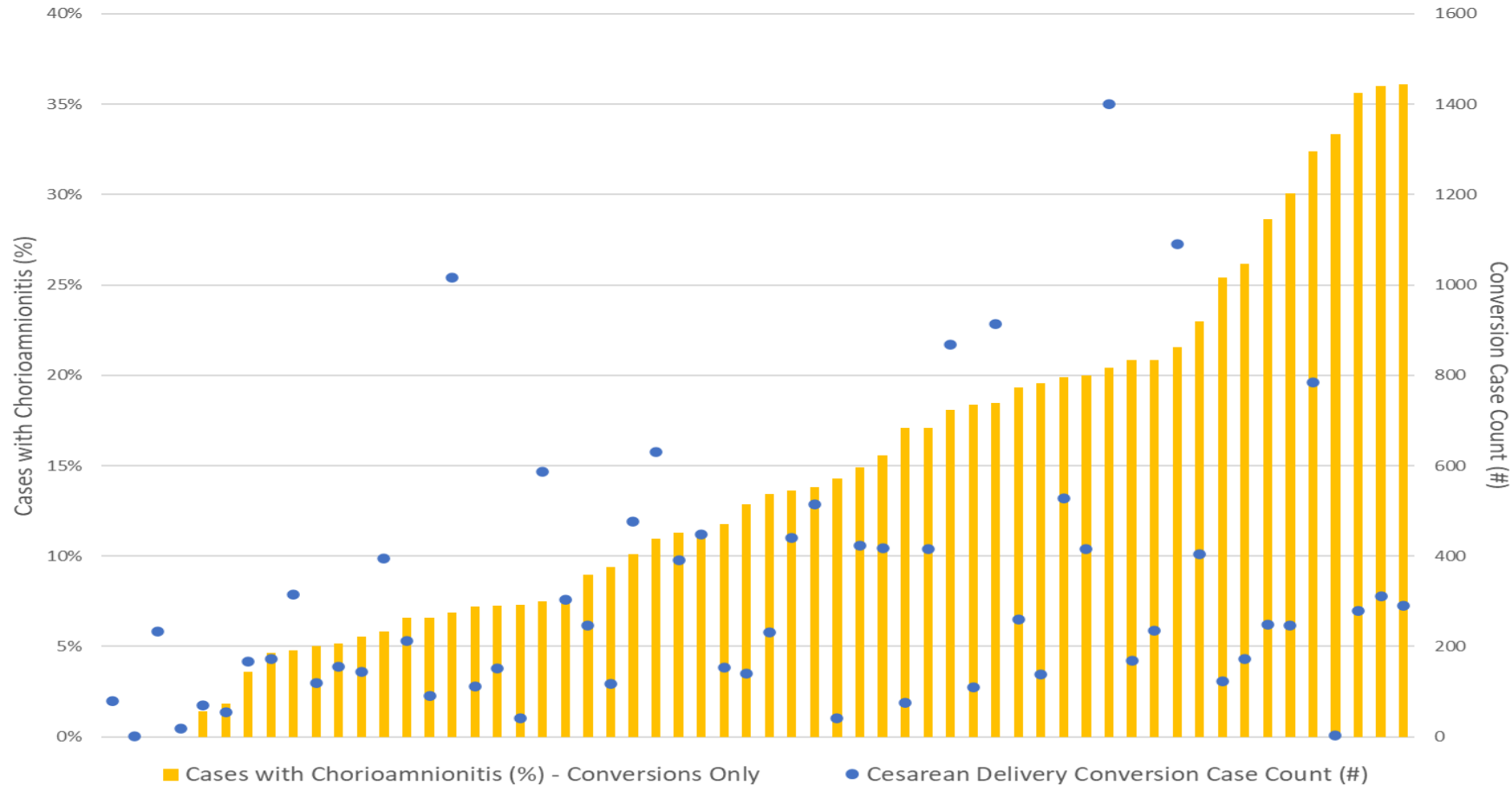


Chorioamnionitis diagnosis in MPOG

- Proposed [Azithromycin measure](#): *Percentage of unscheduled cesarean deliveries in which azithromycin was administered in the time period 60 minutes before incision through anesthesia end.*
- Analyzed Chorioamnionitis using ICD.10 codes (O41.12x)
 - 3,994 cases in past 12 months
 - 21,367 cases from 2019-2023
 - Most common ICD.10 code: O41.1230 – Chorioamnionitis, Third trimester, not applicable or unspecified.

Chorioamnionitis Prevalence: Cesarean Conversion Cases Only

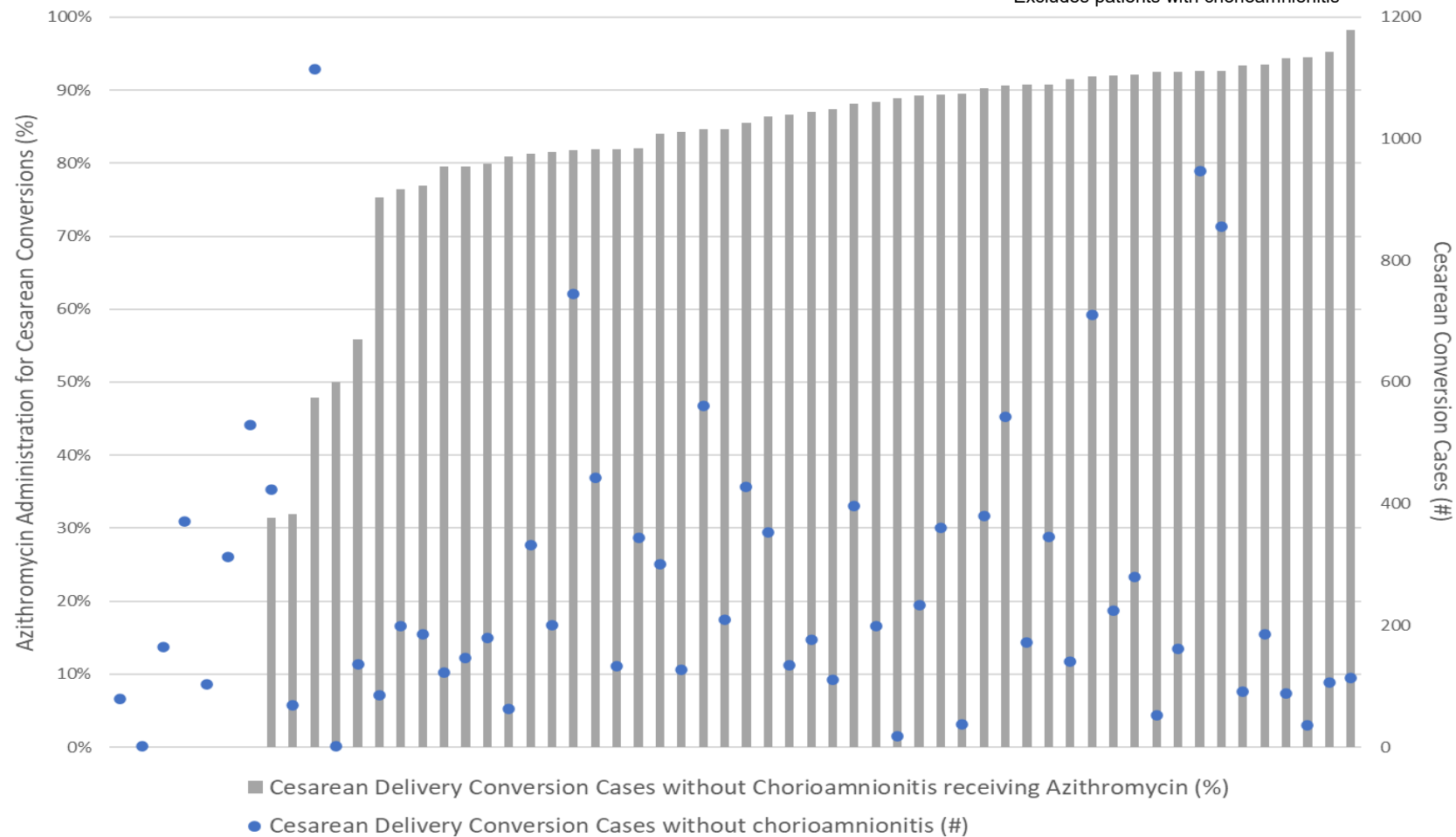
January - December 2023



Azithromycin Administration: Cesarean Delivery Conversion Cases*

January - December 2023

*Excludes patients with chorioamnionitis



Build new Antibiotic Measure?

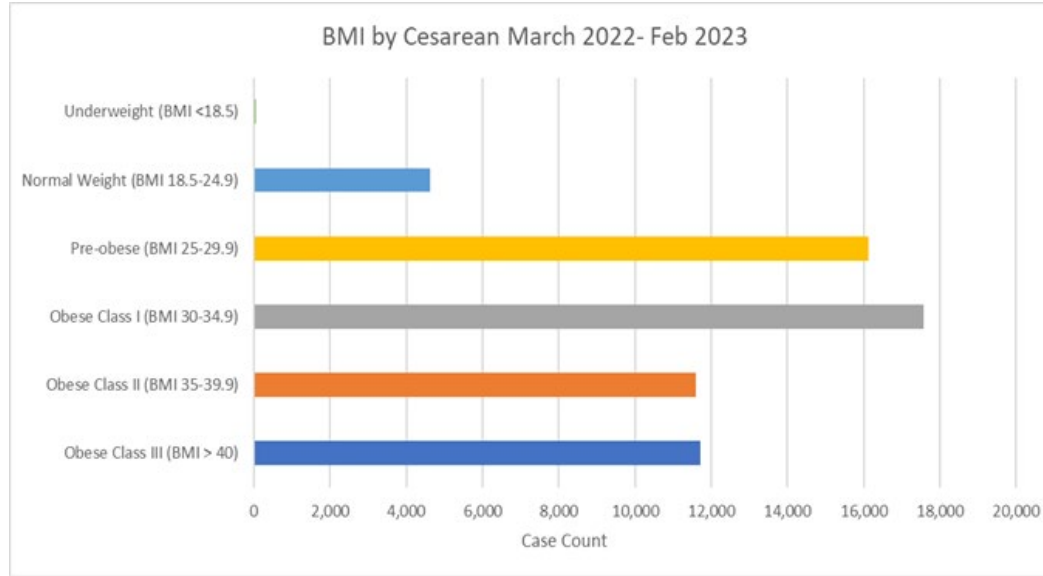
[Azithromycin measure](#) proposed: *Percentage of unscheduled cesarean deliveries in which azithromycin was administered in the time period 60 minutes before incision through anesthesia end.*

Vote: Build Azithromycin measure?

- Yes
- No



Recap from Nov Meeting- BMI and Cesarean Deliveries



- According to the CDC, in 2020 31.8% of live births were cesarean deliveries
- Charting in EHR is often of woman's current gestational weight
- Subcommittee interested in examining upper BMI >40 data



Anesthetic and obstetric outcomes in pregnant women undergoing cesarean delivery according to body mass index: Retrospective analysis of a single-center experience

[Efrain Riveros-Perez](#),^{a,b,*} [Jacob McClendon](#),^c [Jennifer Xiong](#),^d [Thomas Cheriyan](#),^e and [Alexander Rocuts](#)^e

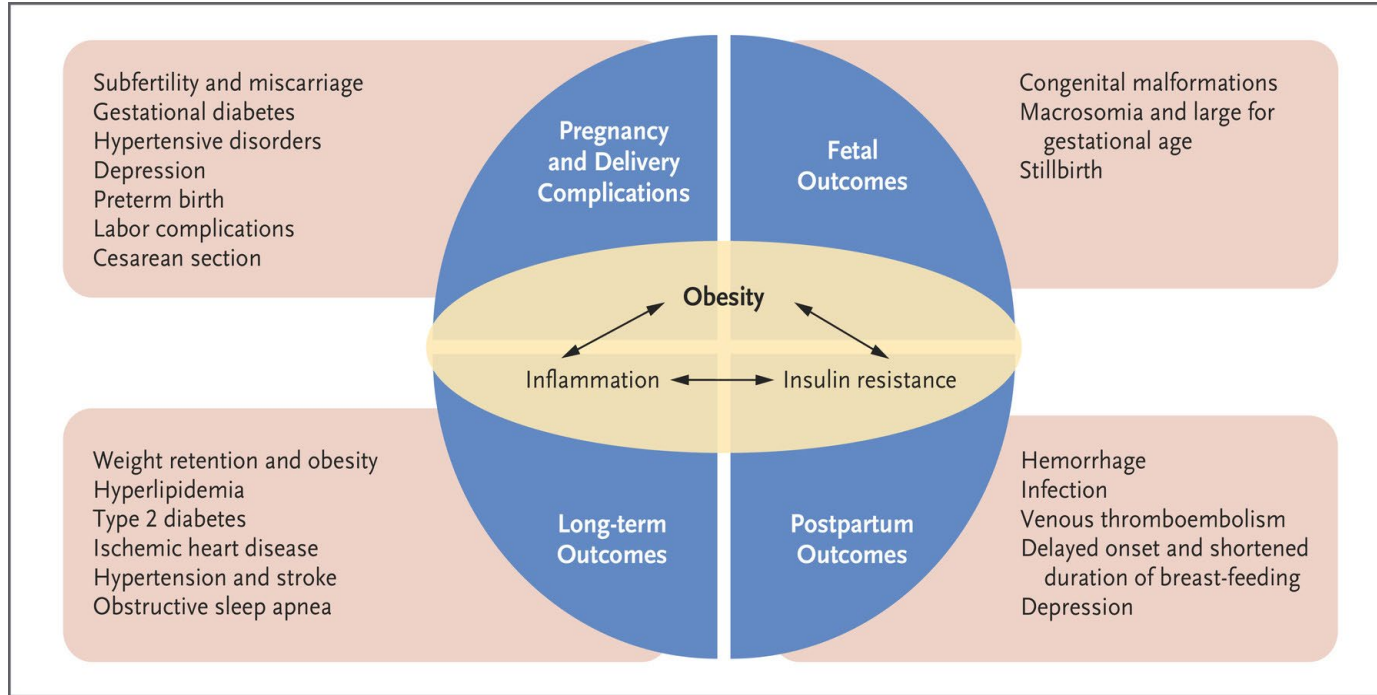
- Retrospective analysis of 771 patients
- Found intraoperative blood loss was significantly higher in the morbidly obese category.
- Approximately 100 ml greater blood loss in morbidly obese.

Demographic variables between normal, obese and morbidly obese patients.

Characteristics	Normal (n = 213)	Obese (n = 365)	Morbidly Obese (n = 193)	P- value
Age (years)				
Median ± SD	27.05 ± 6.1	27.98 ± 5.9	28.9 ± 5.1	0.036
Gestational age at delivery (weeks)				
Median ± SD	35.7 ± 4.0	37.1 ± 3.1	36.7 ± 3.9	.023
Race, n (%)				
Asian	9 (4.2)	12 (3.3)	1 (0.5)	<.001
Black	95 (44.6)	209 (57.3)	128 (66.3)	
Caucasian	96 (45.1)	115 (31.5)	56 (29)	
Hispanic	9 (4.2)	28 (7.7)	5 (2.6)	
Other	4 (1.9)	1 (0.3)	3 (1.6)	



Maternal Outcomes Associated with Obesity

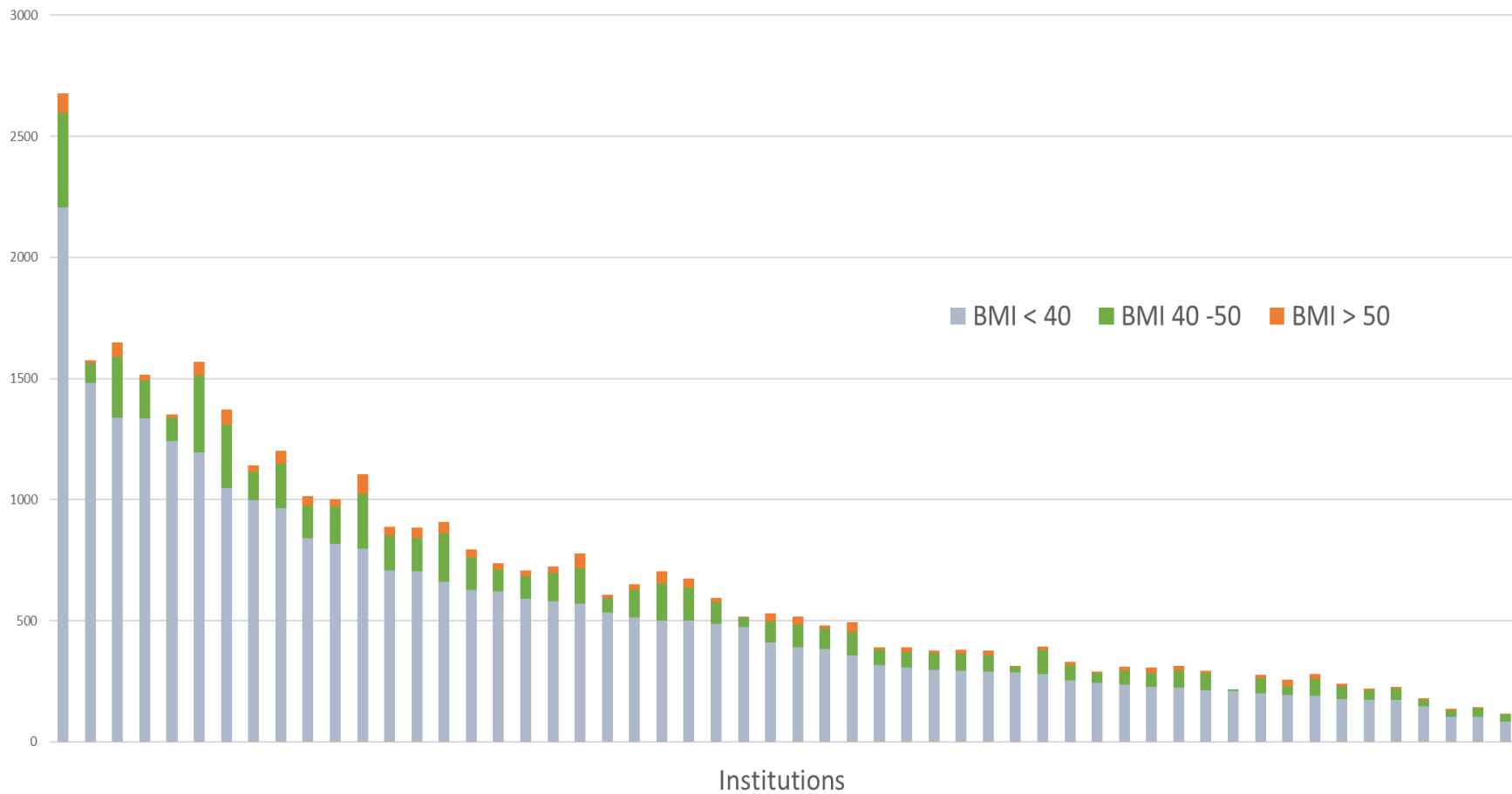


- [Obesity in Pregnancy | NEJM](#)



BMI by Institution

January 2023-May 2023



Additional Points of Interest for BMI

- Is the subcommittee interested in continuing to investigate this topic?
- Are there other data points that would be of interest?

